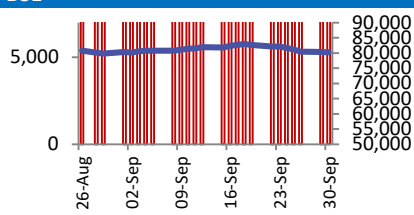
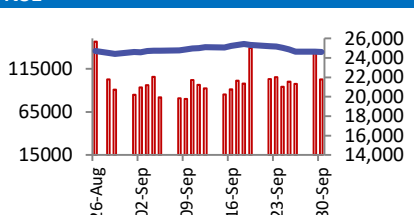


BSE	NSE																												
 <table> <tr><td>Open</td><td>80684</td></tr> <tr><td>High</td><td>81252</td></tr> <tr><td>Low</td><td>80650</td></tr> <tr><td>Close</td><td>81207</td></tr> <tr><td>Change</td><td>224</td></tr> <tr><td>Volume (Lacs)</td><td>7768</td></tr> <tr><td>Turnover (Rs.inCr)</td><td>9115</td></tr> </table>	Open	80684	High	81252	Low	80650	Close	81207	Change	224	Volume (Lacs)	7768	Turnover (Rs.inCr)	9115	 <table> <tr><td>Open</td><td>24760</td></tr> <tr><td>High</td><td>24905</td></tr> <tr><td>Low</td><td>24748</td></tr> <tr><td>Close</td><td>24894</td></tr> <tr><td>Change</td><td>58</td></tr> <tr><td>Volume(Lacs)</td><td>42516</td></tr> <tr><td>Turnover(Rs.in Cr)</td><td>112828</td></tr> </table>	Open	24760	High	24905	Low	24748	Close	24894	Change	58	Volume(Lacs)	42516	Turnover(Rs.in Cr)	112828
Open	80684																												
High	81252																												
Low	80650																												
Close	81207																												
Change	224																												
Volume (Lacs)	7768																												
Turnover (Rs.inCr)	9115																												
Open	24760																												
High	24905																												
Low	24748																												
Close	24894																												
Change	58																												
Volume(Lacs)	42516																												
Turnover(Rs.in Cr)	112828																												

World Markets	Current	Previous	Pt. Chg	Var(%)
Dow	46758	46520	239	0.51%
Dow Futures	47131	47031	100	0.21%
Nasdaq	22781	22844	(64)	-0.28%
FTSE	9491	9428	64	0.67%
Nikkei	47835	45770	2066	4.51%
Hang Seng	26913	27141	(228)	-0.84%
Gift Nifty	24962	24970	(9)	-0.03%
Straits Singapore	4417	4412	5	0.11%
South Korea	3549	3456	93	2.70%
Taiwan	26761	26378	383	1.45%
Shanghai	3883	3863	Closed	Closed

Commodity Prices	Current	Previous	Pt. Chg	Var(%)
Copper (\$/MT)	10716	10491	225	2.1%
Alumin (\$/MT)	2710	2693	17	0.6%
Zinc (\$/MT)	3035	3021	14	0.5%
Brent Crude (\$/bbl)	65	65	1	1.4%
Gold (\$/Ounce)	3922	3887	36	0.9%
Silver (\$/Ounce)	48	48	0	0.6%
Light Crude (\$/bbl)	62	61	1	1.5%
N G (\$/mmbtu)	3	3	0	2.7%
Sugar (\$/MT)	458	459	(1)	-0.3%
Rubber (Rs./kg)	186	187	(1)	-0.5%
Baltic Dry Index	1901	1909	(8)	-0.4%

Currency Exchange Rate	Current	Previous	Var(%)
Rs./ \$ rate	88.78	88.70	0.10%
Rs./ Euro	104.21	104.09	0.11%
Rs./Chinese Yuan	12.47	12.47	0.01%
Yen / \$ rate	149.96	147.47	1.69%
\$ US/Euro	1.17	1.17	-0.13%

Dollar Index	Current	Previous	Var(%)
Dollar Index	98.03	97.72	0.31%

Support/ Resistance Levels for Today		
	Nifty	Bank Nifty Fut
Support 1	24790	55670
Support 2	24700	55360
Resistance	24950	55970

Securities in Ban For Trade
RBLBANK

Market Review

US: The S&P 500 eked out a record closing high in a volatile session Friday, with interest rate-cut expectations holding up as the U.S. government shutdown went on for a third day.

Asia: Asian stocks hit record highs, led by Japan, while gold surged to an all-time peak and Bitcoin hovered near recent highs, as investors wagered that looser monetary policy and accelerating AI investment would boost risk appetite.

India: Indian equities closed higher for the second straight session on Friday, buoyed by optimism from the Reserve Bank of India's dovish stance and recent regulatory reforms. **Market is expected to open on a negative note and likely to witness range bound move during the day.**

Global Economy:

China is providing intelligence to Russia to enable Moscow to better launch missile strikes inside Ukraine, a senior Ukrainian intelligence China was passing on satellite intelligence on targets, including those benefiting from foreign investment. There is evidence of a high level of cooperation between Russia and China in conducting satellite reconnaissance of the territory of Ukraine in order to identify and further explore strategic objects for targeting.

U.S. services sector activity stalled in September amid a sharp slowdown in new orders, while subdued employment added to mounting evidence of sluggish labor market conditions because of sagging demand and supply of workers.

Kuwait's non-oil private sector continued to expand in September, but at a slower pace as growth in output and new orders weakened to one-year lows.

British business activity grew at the slowest pace in five months in September as companies and consumers put big spending decisions on hold as they waited to see if they would be hit by tax rises in November's budget.

Commodities: Oil prices rose about 1% in early trade on Monday after OPEC+ announced a more modest monthly increase in production than expected, tempering some concerns about supply additions.

Gold surged past \$3,900 an ounce for the first time on Monday, driven by safe-haven demand amid a U.S. government shutdown, alongside growing expectations of additional Federal Reserve rate cuts.

Currency: The yen tumbled against the U.S. dollar by the most in five months in early trading on Monday after Sanae Takaichi won the LDP leadership election at the weekend, setting the country on course for more expansionary fiscal policy and complicating the task facing the Bank of Japan.

FII Derivative Transactions (Rs. Cr)

Contracts	Purchase		Sell		Net	Open Interest (OI)		OI (Previous day)		Change	
	Contract	Value	Contract	Value		Contract	Value	Contract	Value	Contract	Value
Index Future	9292	1762	21878	4115	(2353)	218976	41151	204734	38384	14242	2767
Index Option	6775140	1258746	6755506	1255082	3664	2014832	377421	1599760	299206	415072	78215
Stock Future	276221	19599	304885	21914	(2315)	5607973	391393	5623271	391165	(15298)	228
Stock Option	302398	22426	305158	22642	(216)	237034	16313	184044	12466	52990	3847
Total	7363051	1302533	7387427	1303753	(1220)	8078815	826278	7611809	741221	467006	85057

FII All Activity-BBG (Rs Cr)		Buy	Sell	Net
25-Sep-25		16324	20424	(4101)
26-Sep-25		11519	16499	(4979)
29-Sep-25		18667	20022	(1355)
30-Sep-25		18707	22733	(4026)
1-Oct-25		14431	14247	184
Month to date- Oct		14431	14247	184
FII (Prov.) (Rs Cr)		Buy	Sell	Net
26-Sep-25		10751	16439	(5688)
29-Sep-25		17421	20253	(2832)
30-Sep-25		18730	21057	(2327)
1-Oct-25		12378	13984	(1605)
3-Oct-25		16899	18482	(1583)
Month to date-Oct		29277	32466	(3189)
DII (Prov.) (Rs. Cr)		Buy	Sell	Net
26-Sep-25		17767	11923	5843
29-Sep-25		40257	36411	3846
30-Sep-25		16949	11187	5762
1-Oct-25		15384	12468	2916
3-Oct-25		14005	13516	490
Month to date-Oct		29389	25983	3406
FII Debt - BBG (Rs. Cr)		Buy	Sell	Net
25-Sep-25		3251	2820	431
26-Sep-25		1694	3071	(1377)
29-Sep-25		4178	3318	860
30-Sep-25		4503	2694	1809
1-Oct-25		3119	2247	872
Month to date- Oct		3119	2247	872

Market Breadth	BSE		NSE	
	No.	%	No.	%
Advance	2636	61%	2051	66%
Decline	1568	36%	996	32%
Unchanged	139	3%	75	2%

Market Turnover	03-Oct	01-Oct	Var (%)
BSE Cash	9115	8865	3%
NSE Cash	112828	99745	13%
NSE Futures	92065	105173	-12%
NSE Options	19382350	12268147	58%
Total (Rs.Cr)	19596358	12481929	57%

Volatility Index	03-Oct	01-Oct
Volatility Index	10.06	10.29

Index PE - TTM	03-Oct	Yr. High	Yr. Low
Sensex	22.5	24.7	20.3
Nifty	22.0	24.3	19.6

Corporate News

Ceigall India has received Letter from Maharashtra State Electricity Distribution Co. for Solar Power Developer (SPD) for solar photovoltaic power generating stations of an aggregate capacity of 190 MW (AC) under the Mukhyamantri Saur Krushi Vahini Yojana 2.0 Scheme. (BS)

Krystal Integrated Services Limited (KISL), a leading provider of integrated facility management solutions, has secured twin contracts worth approx. ₹157 cr from the Directorate of Education, Government of NCT of Delhi. (NDTV)

India's largest manganese ore producer MOIL continued its robust growth trajectory with the highest-ever September production of 1.52 lakh tonnes, registering a growth of 3.8 per cent from the same month last year. (NDTV)

Tata Steel faces a new demand of ₹2,410 cr from Jajpur mining officials. This concerns an alleged chrome ore dispatch shortfall from its Sukinda block. The demand covers operations for the upcoming year. (ET)

Economy

Amit Shah announced that **15 cooperative sugar mills** will receive NCDC funding to establish compressed biogas and potash production plants. Speaking at the inauguration of a pioneering unit, he emphasized these projects mark a new chapter for India's cooperative sector.(ET)

CBIC has mandated a 90% provisional refund for inverted duty structure (IDS) to alleviate working capital issues for sectors like textiles. This interim measure, similar to zero-rated supplies, follows a GST Council announcement. (ET)

UK Prime Minister Keir Starmer will visit Mumbai next week. This marks his first official trip to India. The visit will focus on the growing economic partnership. Implementation of the free trade agreement is a key agenda item. Prime Minister Narendra Modi and Starmer will review progress. (ET)

International

Space tech firm Firefly Aerospace will acquire national security technology company SciTec for about \$855 mn, honing its portfolio at a time when U.S. military and civil programs are receiving increased investor interest.The deal, which will be funded through a combination of \$300 mn in cash and \$555 mn in Firefly shares.(Invst)

OpenAI and former Apple are struggling with technical hurdles as they push to launch a new secretive artificial intelligence hardware device next year.The San Francisco start-up, led by Sam Altman, acquired Ive's design company, LoveFrom's subsidiary io, for \$6.5 bn in May. (Invst)

Top 5 Nifty Gainers	03-Oct	01-Oct	Var(%)
TATASTEEL	173	168	3.4%
POWERGRID	290	281	3.2%
HEROMOTOCO	5551	5433	2.2%
HINDALCO	780	766	1.9%
AXISBANK	1181	1160	1.9%
Top 5 Nifty Losers	03-Oct	01-Oct	Var(%)
COALINDIA	383	389	-1.3%
EICHERMOT	6941	7022	-1.1%
TECHM	1401	1416	-1.1%
MARUTI	15806	15965	-1.0%
SBILIFE	1785	1801	-0.9%

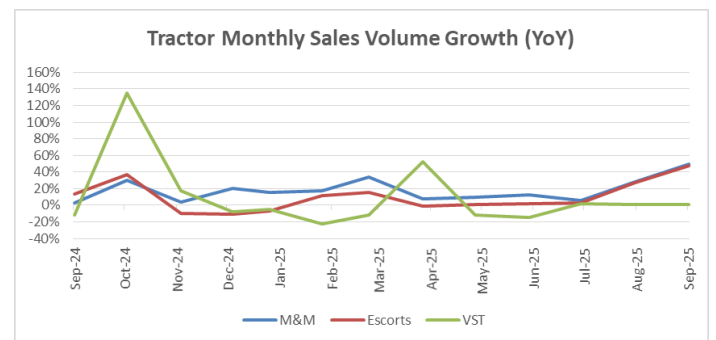
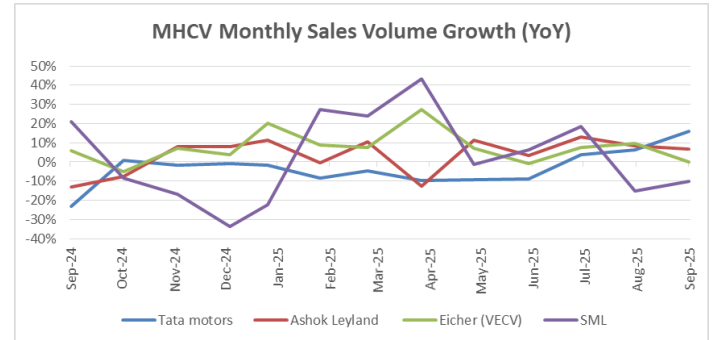
BSE Index Watch	Last	1 day	1 wk	1 mth	1 yr
SENSEX	81207	0.3%	0.1%	0.6%	-0.6%
MIDCAP	45678	0.8%	0.1%	0.5%	-4.7%
SMLCAP	53375	1.1%	0.0%	1.2%	-4.6%
AUTO	59712	0.0%	-0.2%	1.4%	2.0%
BANKEK	62741	0.5%	1.3%	3.7%	7.4%
Capital Goods	69458	1.0%	-0.2%	3.9%	-1.2%
FMCG	20299	0.2%	0.1%	-2.1%	-11.8%
Health Care	43524	-0.1%	-1.1%	-1.7%	-0.1%
IT	33548	0.3%	-1.8%	-1.5%	-20.8%
METAL	34049	1.9%	2.0%	5.9%	-0.7%
Oil & Gas	27094	0.5%	1.7%	4.8%	-11.2%
Power	6809	0.7%	0.2%	4.1%	-18.5%
Realty	6809	-0.1%	0.2%	0.4%	-15.5%

Margin Trading Disclosure (Rs. In Cr)	Last	1 day	1 wk	1 mth	3 mth
Op. Scripwise Outstanding	95016	-4.4%	-3.3%	21.0%	10.3%
Fresh Exposure	9828	58.8%	43.9%	90.0%	56.6%
Exposure liquidated	3298	-46.0%	-44.5%	-38.7%	-43.2%
Closing Net scripwise outstanding	101547	2.1%	2.5%	29.6%	17.3%

NSE USD Futures	03-Oct	01-Oct	Var (%)
Oct Expiry (Rs./\$)	89.86	89.86	0.0%
Oct Expiry (Rs./\$)	86.58	86.58	0.0%
Total Turnover (Rs. Crore)	3441	1930	78%

Sectors	TTM PE
Auto	34.05
Auto Ancillary	44.1
Banking	14.39
Engineering	45.12
Cement	65.73
Diamonds & Jewellery	42.75
Housing Finance	23.76
Infrastructure & Const	25.48
Metals-Aluminium	28.75
Metal – Steel	18.59
Oil Expl.	7.76
Pharma	10.4
Power – Gen. Supp.	38.58
Information Tech.	30.8
Sugar	16.86
Telecom Serv. Prov.	37.46
Tyres	33.97

Auto Monthly Sales (Source: NBRR)



10 year G-Sec Yield	Current	Previous	Change
US	4.14%	4.12%	2 bps
Japan	1.67%	1.66%	0 bps
India	6.51%	6.52%	(1) bps
UK	4.69%	4.71%	(2) bps
Libor 3 Mths	4.85%	4.85%	(0) bps

Indian Eco Data	Current	Previous	Var(%)
Forex Reserve (US\$ in bn)	602	700	-14.1%
Inflation - WPI	0.52%	-0.58%	110 bps
Inflation - CPI	2.07%	1.61%	46 bps

India GDP	Q3FY25	Q2FY25	Var (%)
Growth	7.81%	7.38%	43 bps

Monetary Policy	Current	Previous	Change
Repo Rate	5.50%	5.50%	0 bps
Reverse Repo Rate	3.35%	3.35%	0 bps
CRR	3.00%	4.00%	(100) bps
O/S Banking System Liquidity (Rs bn)	1750	1752	(1.9)

IIP Growth %	Aug-25	Aug-24	Apr-Aug
IIP	4.0	0.0	2.9
Capital Goods	4.4	0.0	6.9
Mining	3.8	1.2	4.2
Manufacturing	4.1	-3.7	0.5
Electricity	6.0	-4.3	-2.5

ADR Price Movement

Company	Price (US\$)	Volume	Previous Day Price	Volume	Variance (%)	No. of Share Per ADR	ADR Price (Rs.)	BSE Price	Variance (%)
Infosys Tech	16.23	15110143	16.15	13738838	0.50%	1	1440.94	1446.60	-0.4%
Wipro	2.62	9484212	2.62	9042476	0.00%	1	232.61	240.98	-3.5%
Dr.Reddy's	14.16	1126988	14.07	977347	0.64%	1	1257.16	1248.10	0.7%
ICICI Bank	30.76	3572291	30.63	4121341	0.42%	2	1365.47	1365.20	0.0%
HDFC Bank	34.25	2932283	34.09	3582079	0.47%	3	1013.60	965.15	5.0%

GDR's (US\$)

	Prices	Prev. Close	Change	Var %
L&T	42.00	41.40	0.6	1.4%
RIL	61.10	61.30	(0.2)	-0.3%
SBI	98.30	98.10	0.2	0.2%

US Economy Data	Current	Previous
Inflation (%) (YoY)	2.90%	2.70%
Unemployment (%)	4.30%	4.20%

Interest Rate (%)	Current	Previous
Fed Rate	4.25%	4.50%

US GDP	Q2CY25	Q1CY25
Growth (QoQ Annualized)	3.80%	-0.60%

China Economy Data	Current	Previous
GDP	5.20%	5.40%
Inflation – CPI (%)	-0.40%	0.00%

Economic Calendar

	Date
Indian GDP Data	28 Nov
Indian Inflation Data CPI	13 Oct
Indian Inflation Data WPI	14 Oct
Indian Monetary Policy	05 Dec
India's Industrial Production (IIP)	28 Oct
US Inflation Data	15 Oct
US GDP	30 Oct
US Unemployment Data	07 Nov
US Fed Rate	29 Oct
China GDP	20 Oct
China Inflation Data	15 Oct

Event Update

Name	Date	Purpose
Ashnisha Industries Ltd.	06/10/25	Right Issue of Equity Shares
CyberTech Systems And Software Ltd.	06/10/25	Rs.20.00 per share(200%)Special Dividend
Julien Agro Infratech Ltd.	06/10/25	Bonus issue
Sigma Solve Ltd.	06/10/25	Stock Split from Rs.10/- to Re.1/-
AGI Infra Ltd.	10/10/25	Stock Split from Rs.5/- to Re.1/-
Laxmi Goldorna House Ltd.	10/10/25	Bonus issue
Rashtriya Chemicals and Fertilizers Ltd.	10/10/25	Rs.1.32 per share(13.2%)Final Dividend
Gokul Agro Resources Ltd.	14/10/25	Stock Split from Rs. 2/- to Re.1/-
MOS Utility Ltd.	14/10/25	Bonus issue
Tata Investment Corporation Ltd.	14/10/25	Stock Split from Rs.10/- to Re.1
Globe International Carriers Ltd.	15/10/25	Bonus & Split/Subdivision
Tata Consultancy Services Ltd.	15/10/25	Second Interim Dividend
ICICI Lombard General Insurance Company Ltd.	23/10/25	Interim Dividend
Accelya Solutions India Ltd.	24/10/25	Rs.40.0000 per share(400%)Final Dividend
Shree Cement Ltd.	03/11/25	Interim Dividend

Bulk Deal As On 03/10/25

BSE					
Security Code	Security Name	Client Name	Deal	Quantity	Price
530745	ACSTECH	MANSI SHARE AND STOCK BROKING PRIVATE LIMITED	S	55005	33.13
530745	ACSTECH	MANSI SHARE AND STOCK BROKING PRIVATE LIMITED	B	572533	32.21
530745	ACSTECH	MULTIPLIER SHARE & STOCK ADVISORS PRIVATE LIMITED	S	401202	32.72
544516	AIRFLOA	RITU BAPNA	B	183000	351.81
538465	AMARSEC	SOMANI VENTURES AND INNOVATIONS LIMITED	B	20000	14.64
539175	BLUEGOD	NIRALI SHITALKUMAR MEHTA	S	3000000	2.47
539175	BLUEGOD	SEIFER RICHARD MASCARENHAS	B	7970586	2.47
544546	CHTR	AANJAY AGELESS AIF FUND	B	84000	132.11
544546	CHTR	BHH SECURITIES PVT LTD	B	76800	134.43
544546	CHTR	LONGTHRIVE CAPITAL VCC - TRENDVIEW CAPITAL FUND	B	180000	135
544546	CHTR	MANOJ AGARWAL	B	73200	128.25
544546	CHTR	SANJAY POPATLAL JAIN	B	120000	135
544546	CHTR	SARABPREETKAUR	B	114000	132.27
544514	CITY SQUARE	LAKSHMISHREE INVESTMENT & SECURITIES PRIVATE LIMITED	S	46400	166.58
539559	DDIL	BHAVISHYA ECOMMERCE PRIVATE LIMITED	S	250000	5.11
539559	DDIL	INDIA FAST FORWARD ADVISORY SERVICES PRIVATE LIMITED	B	469460	5.14
539596	DELTA	PAWAN KUMAR MITTAL (HUF)	S	46458	14.2
539596	DELTA	VATSAL AGARWAAL	B	50000	14.25
543516	DHYAANITR	SHREE TIRUPATI AVIATION CONSULTANCY PRIVATE LIMITED	S	106400	7.35
544549	EARKART	3 SIGMA GLOBAL FUND	S	482000	142.25
544549	EARKART	AFCO INVESTMENTS SERVICES PRIVATE LIMITED	B	75000	135.5
544549	EARKART	CRAFT EMERGING MARKET FUND PCC-PROSPERITY INVESTMENTS	S	225000	142.25
544549	EARKART	KIRTI BEARINGS PRIVATE LIMITED	B	212000	142.25
544549	EARKART	NEOMILE CORPORATE ADVISORY PRIVATE LIMITED	B	598000	139.12
544549	EARKART	NEOMILE GROWTH FUND - SERIES I	B	500000	135.5
544549	EARKART	SAUMIK KETANKUMAR DOSHI	B	400000	142.25
544549	EARKART	YASHWANT AMRATLAL THAKKAR	S	335000	142.25
508980	FRONTCAP	ALTIZEN VENTURES LLP	B	107214	8.8
508980	FRONTCAP	PASHUPATI CAPITAL SERVICE PVT LTD	S	110414	8.8
540266	GLCL	CHALLAGULLA SANDEEP	S	71676	29.04
540266	GLCL	COMFORT ADVERTISING PVT LTD	B	50000	29.04
544444	GLEN	MANSI SHARE AND STOCK BROKING PRIVATE LIMITED	S	128400	84.19
544548	GPAPL	ANUPAM KHEMKA	B	155200	63.91
544548	GPAPL	DHAN CREATORS AND INVESTMENTS	B	155200	63.96
544548	GPAPL	DHARMESH VALLABHDAS SAVJANI	B	62400	63.99
544548	GPAPL	L7 HITECH PRIVATE LIMITED	B	132800	64
544548	GPAPL	MANSI SHARE AND STOCK BROKING PRIVATE LIMITED	B	80000	64
544548	GPAPL	MATALIA STOCK BROKING PRIVATE LIMITED	B	72000	64
544548	GPAPL	NEO APEX SHARE BROKING SERVICES LLP	B	112000	64
544548	GPAPL	NEO APEX VENTURE LLP	B	377600	64
541627	GUJWIND	BLISS ENTERPRISE	S	43117	7.24
541627	GUJWIND	SNEHA SANJEEV LUNKAD	S	14366	7.43
541627	GUJWIND	SNEHA SANJEEV LUNKAD	B	31011	7.25
505336	HARSHILAGR	AVINASH GOVINDBHAI PARMAR	S	5000000	0.72
505336	HARSHILAGR	NIRAV DINESHBHAI CHAUDHARI	S	15360011	0.72
505336	HARSHILAGR	TATAD NAYAN GAUTAMBHAI	S	5191215	0.72
505336	HARSHILAGR	TATAD NAYAN GAUTAMBHAI	B	7500000	0.72
508918	IRONWOOD	LAVANYA RAMAN	S	78000	40.37
544524	JDCABLES	VIKASA INDIA EIF I FUND-INCUBE GLOBAL OPPORTUNITIES	S	113600	145.28
511131	KAMANWALA	ADDDHIK CORPORATION LIMITED	B	100000	21.85
511131	KAMANWALA	GOVIND KUMAR HUF	S	100000	21.85
537707	LADDU	NITIN BAKSHI	S	603155	1.26
537707	LADDU	NITIN BAKSHI	B	803155	1.27
512415	MERCTRD	CRAFT EMERGING MARKET FUND PCC- CITADEL CAPITAL FUND	S	100000	13.24

531834	NATHUEC	RAJ BREEDERS AND HATCHERIES PRIVATE LIMITED	B	35000	16.19
544510	NCML	SHERWOOD SECURITIES PVT LTD	S	128000	78.14
531512	ORIENTTR	DEEPAK YALLAPPA MANE	S	80000	19.75
531512	ORIENTTR	SHARE INDIA SECURITIES LIMITED	B	100000	19.75
543798	PATRON	JAYESH PRAVINCHANDRA SHETH	S	148000	9.51
543798	PATRON	JAYESH PRAVINCHANDRA SHETH	B	80000	9.45
543540	PGCRL	NIRAJ RAJNIKANT SHAH	B	31800	154.67
530095	PRADHIN	TRANSGLOBAL SECURITIES LTD.	S	4198849	0.32
530095	PRADHIN	TRANSGLOBAL SECURITIES LTD.	B	5390518	0.31
530525	RRETAIL	DEEPAK YALLAPPA MANE	S	1183000	7.9
530525	RRETAIL	NIRAJ RAJNIKANT SHAH	S	1462504	8.01
530525	RRETAIL	RAJMISH TRADERS LLP	B	1887500	7.95
530525	RRETAIL	VAISHALI COMMOSALES LLP	B	1173090	7.99
530617	SAMPRE	NEO APEX VENTURE LLP	S	173594	126.15
542146	SKIFL	ALTIZEN VENTURES LLP	B	391250	20.15
542146	SKIFL	PASHUPATI CAPITAL SERVICE PVT LTD	S	370000	20.14
531205	SPRIGHT	RAJESHBHAI MARVADI	S	10000000	1.18
531205	SPRIGHT	TECHROXY SOLUTION PRIVATE LIMITED	B	10000000	1.18
531205	SPRIGHT	VISHAL SHAH	S	8516053	1.18
530931	STANPACK	SHAH DIPAK KANAYALAL	B	34302	15.75
539117	SUJALA	AKARSHIKA TRADERS LLP	B	50000	61.1
539117	SUJALA	ANVAY TRADELINKS LLP	B	50000	53.25
539117	SUJALA	DEEPAK YALLAPPA MANE	S	48924	53.25
539117	SUJALA	JUPITER CITY DEVELOPERS (INDIA) LIMITED	S	81650	61.2
539117	SUJALA	MONEY MANAGERS	B	35000	53.25
539117	SUJALA	SHARE INDIA SECURITIES LIMITED	S	10000	61.2
539117	SUJALA	SHARE INDIA SECURITIES LIMITED	B	50000	53.25
539117	SUJALA	VAISHALI COMMOSALES LLP	B	65000	59.74
544001	SUNITATOOL	RITU BAPNA	B	33125	913.71
511447	SYLPH	AKSHAY PALIWAL	S	4290524	0.76
544544	TELGE	AANJAY AGELESS AIF FUND	B	96000	108.1
544544	TELGE	KHUSHBOO SIDDHARTH NAHAR	B	166800	108.1
544544	TELGE	RAHUL SEHGAL	B	51600	109.89
524661	WELCURE	AVINASH GOVINDBHAI PARMAR	S	700000	5.78
524661	WELCURE	DANISHEQBALMOHAMMAD	B	807005	6

NSE

Security Code	Security Name	Client Name	Deal	Quantity	Price
ATALREAL	Atal Realtech Limited	BHAVIN S KAMANI	BUY	637000	22.89
CUBEINVIT	Cube Highways Trust	360 ONE PRIME LIMITED	BUY	6725000	134
CUBEINVIT	Cube Highways Trust	360 ONE REAL ASSETS ADVANTAGE FUND	BUY	7475000	134
ECOLINE	Ecoline Exim Limited	JAIN SANJAY POPATLAL	SELL	259000	141.5
ECOLINE	Ecoline Exim Limited	MANISH KIRITKUMAR SHAH (HUF)	BUY	280000	141.23
ETERNAL	ETERNAL LIMITED	BOFA SECURITIES EUROPE SA	BUY	10800000	329
ETERNAL	ETERNAL LIMITED	GOLDMAN SACHS BANK EUROPE SE - ODI	SELL	10800000	329
GML	Galaxy Medicare Limited	AJAY PURSHOTTAMDAS GUPTA	SELL	100000	26.47
GML	Galaxy Medicare Limited	ANMOL KESHAO HINGE	BUY	100000	26.84
HILTON	Hilton Metal Forging Limi	RIKHAV SECURITIES LIMITED	SELL	121383	45.54
JKIPL	Jinkushal Industries Ltd	AGARWAL NIKITA	BUY	360000	125
JKIPL	Jinkushal Industries Ltd	SWYOM INDIA ALPHA FUND	BUY	400000	125
JKIPL	Jinkushal Industries Ltd	TAKHT FINANCIAL PRIVATE LIMITED	BUY	386862	124.97
JKIPL	Jinkushal Industries Ltd	WELLKNOWN VINIMAY PRIVATE LIMITED	BUY	220647	124.67
SAMMAANCAP	Sammaan Capital Limited	BNP PARIBAS FINANCIAL MARKETS	BUY	5897961	164.42
TECHERA	TechEra Engineer (Ind) L	MANSI SHARE AND STOCK BROKING PRIVATE LIMITED	BUY	98400	236.15
TRUALT	TruAlt Bioenergy Limited	L7 SECURITIES PRIVATE LIMITED	BUY	785000	532.62
TRUALT	TruAlt Bioenergy Limited	SINGULARITY EQUITY FUND I	BUY	475000	533.8

Disclosure:

Research Reports that are published by Nirmal Bang Securities Private Limited (hereinafter referred to as "NBSPL") are for private circulation only. NBSPL is a registered Research Analyst under SEBI (Research Analyst) Regulations, 2014 having Registration no. INH000001766. NBSPL is also a registered Stock Broker with National Stock Exchange of India Limited, BSE Limited, Metropolitan Stock Exchange of India Limited, Multi Commodity Exchange of India Limited and , National Commodity and Derivative Exchange Limited in Capital Market , Equity and Commodities derivatives segments and Currency Derivatives Segment .

NBSPL has other business divisions with independent research teams separated by Chinese walls, and therefore may, at times, have different or contrary views on stocks and markets.

NBSPL or its associates have not been debarred / suspended by SEBI or any other regulatory authority for accessing / dealing in securities Market since last 20 years. NBSPL, its associates or analyst or his relatives do not hold any financial interest (Except Investment) in the subject company. NBSPL or its associates or Analyst do not have any conflict or material conflict of interest at the time of publication of the research report with the subject company. NBSPL or its associates or Analyst or his relatives may or may not hold beneficial ownership of 1% or more in the subject company at the end of the month immediately preceding the date of publication of this research report.

NBSPL or its associates / analyst has not received any compensation / managed or co-managed public offering of securities of the company covered by Analyst during the past twelve months. NBSPL or its associates have not received any compensation or other benefits from the company covered by Analyst or third party in connection with the research report. Analyst has not served as an officer, director or employee of Subject Company. NBSPL / analyst has not been engaged in market making activity of the subject company.

Analyst Certification: The research analysts and authors of these reports, hereby certify that the views expressed in this research report accurately reflects my/our personal views about the subject securities, issuers, products, sectors or industries. It is also certified that no part of the compensation of the analyst(s) was, is, or will be directly or indirectly related to the inclusion of specific recommendations or views in this research. The analyst(s) principally responsible for the preparation of this research report and has taken reasonable care to achieve and maintain independence and objectivity in making any recommendations.

Disclaimer:

The Research Report is for the personal information of the authorized recipient and does not construe to be any investment, legal or taxation advice. NBSPL is not soliciting any action based upon it. Nothing in the research report shall be construed as a solicitation to buy or sell any security or product, or to engage in or refrain from engaging in any such transaction. In preparing the research report, we did not take into account the investment objectives, financial situation and particular needs of the reader.

The research report has been prepared for the general use of the clients of NBSPL and must not be copied, either in whole or in part, or distributed or redistributed to any other person in any form. If you are not the intended recipient you must not use or disclose the information in the research report in any way. Though disseminated to all the customers simultaneously, not all customers may receive the research report at the same time. NBSPL will not treat recipients as customers by virtue of their receiving the research report. The research report is not directed or intended for distribution to or use by any person or entity resident in a state, country or any jurisdiction, where such distribution, publication, availability or use would be contrary to law, regulation or which would subject NBSPL & its group companies to registration or licensing requirements within such jurisdictions.

The report is based on the information obtained from sources believed to be reliable, but we do not make any representation or warranty that it is accurate, complete or up-to-date and it should not be relied upon as such. We accept no obligation to correct or update the information or opinions in it. NBSPL or any of its affiliates or employees shall not be in any way responsible for any loss or damage that may arise to any person from any inadvertent error in the information contained in the research report. NBSPL or any of its affiliates or employees do not provide, at any time, any express or implied warranty of any kind, regarding any matter pertaining to this report, including without limitation the implied warranties of merchantability, fitness for a particular purpose, and non-infringement. The recipients of the research report should rely on their own investigations.

This information is subject to change without any prior notice. NBSPL reserves its absolute discretion and right to make or refrain from making modifications and alterations to this statement from time to time. Nevertheless, NBSPL is committed to providing independent and transparent recommendations to its clients, and would be happy to provide information in response to specific client queries.

Before making an investment decision on the basis of research report, the reader needs to consider, with or without the assistance of an adviser, whether the advice is appropriate in light of their particular investment needs, objectives and financial circumstances. There are risks involved in securities trading. The price of securities can and does fluctuate, and an individual security may even become valueless. International investors are reminded of the additional risks inherent in international investments, such as currency fluctuations and international stock market or economic conditions, which may adversely affect the value of the investment. Opinions expressed are subject to change without any notice. Neither the company nor the director or the employees of NBSPL accept any liability whatsoever for any direct, indirect, consequential or other loss arising from any use of the research report and/or further communication in relation to the research report. Here it may be noted that neither NBSPL, nor its directors, employees, agents or representatives shall be liable for any damages whether direct or indirect, incidental, special or consequential including lost revenue or lost profit that may arise from or in connection with the use of the information contained in the research report.

Copyright of this document vests exclusively with NBSPL.

Our reports are also available on our website

Registration granted by SEBI and certification from NISM in no way guarantee performance of NBSPL or provide any assurance of returns to investors.

Nirmal Bang Research (Division of Nirmal Bang Securities Pvt. Ltd.)

B-2, 301/302, Marathon Innova,
Opp. Peninsula Corporate Park
Off. Ganpatrao Kadam Marg
Lower Parel(W), Mumbai-400013
Board No. : 91 22 6723 8000/8001
Fax. : 022 6723 8010